

# ತುಮಕೂರು ವಿಶ್ವವಿದ್ಯಾಲಯ

ವಿಶ್ವವಿದ್ಯಾಲಯ ಕಾರ್ಯಾಲಯ, ಜಿ. ಎಸ್. ರಸ್ತೆ, ತುಮಕೂರು - 572 103

ಸಂಖ್ಯೆ: ತು.ವಿ : ಶೈ.ವಿ: 2017-18 : 2376

ದಿನಾಂಕ: 23.09.2017

## ಸುತ್ತೋಲೆ

**ವಿಷಯ: Post-Matric and Merit-Cum-Means Scholarship Scheme for students belonging to the notified Minority Communities of Karnataka State for the year 2017-18-reg.**

- ಉಲ್ಲೇಖ: 1) Director, Directorate of Minorities, Bangalore ಇವರ ಪತ್ರ ಸಂಖ್ಯೆ: DOM/GOI/SCH/CR-05/2017 ದಿನಾಂಕ:01.09.2017  
2) ಮಾನ್ಯ ಕುಲಪತಿಯವರ ಅನುಮೋದನೆ (ಕಂಡಿಕೆ-17) ದಿನಾಂಕ 23.09.2017

\* \* \* \*

ಮೇಲ್ಕಂಡ ವಿಷಯಕ್ಕೆ ಸಂಬಂಧಿಸಿದಂತೆ, ಉಲ್ಲೇಖ (1)ರ ಪತ್ರದಲ್ಲಿ ಭಾರತ ಸರ್ಕಾರವು ಅಲ್ಪಸಂಖ್ಯಾತ (ಮುಸ್ಲಿಂ, ಕ್ರಿಶ್ಚಿಯನ್, ಸಿಖ್, ಬುದ್ಧಿಸ್ಥ, ಪಾರ್ಸಿ ಮತ್ತು ಜೈನ್) ವಿದ್ಯಾರ್ಥಿಗಳಿಗೆ ವಿದ್ಯಾರ್ಥಿವೇತನವನ್ನು ನೀಡುವ ಕುರಿತು ದಿನಾಂಕ 30.09.2017ರ ಒಳಗಾಗಿ ಆನ್‌ಲೈನ್‌ನಲ್ಲಿ ಅರ್ಜಿ ಸಲ್ಲಿಸುವಂತೆ ಕೋರಲಾಗಿದ್ದು, ತಮ್ಮ ಕಾಲೇಜುಗಳಲ್ಲಿ ವ್ಯಾಸಂಗ ಮಾಡುತ್ತಿರುವ ಅಲ್ಪಸಂಖ್ಯಾತ (ಮುಸ್ಲಿಂ, ಕ್ರಿಶ್ಚಿಯನ್, ಸಿಖ್, ಬುದ್ಧಿಸ್ಥ, ಪಾರ್ಸಿ ಮತ್ತು ಜೈನ್) ವಿದ್ಯಾರ್ಥಿಗಳಿಂದ ಆನ್‌ಲೈನ್‌ನಲ್ಲಿ ಅರ್ಜಿ ಆಹ್ವಾನಿಸಿರುವ ಸಂಬಂಧವಾಗಿ ಉಲ್ಲೇಖ (1)ರ ಪತ್ರವನ್ನು ಮತ್ತು ಅದರ ಅಡಕಗಳನ್ನು ಈ ವಿಶ್ವವಿದ್ಯಾಲಯದ ಅಂತರ್ಜಾಲ [www.tumkuruniversity.ac.in](http://www.tumkuruniversity.ac.in) ನಲ್ಲಿ ಪ್ರಕಟಿಸಲಾಗಿದೆ. ಸದರಿ ಪತ್ರದ ಪ್ರತಿಗಳನ್ನು ಅಂತರ್ಜಾಲದಿಂದ ಪಡೆದು ತಮ್ಮ ಕಾಲೇಜುಗಳಲ್ಲಿ ವ್ಯಾಸಂಗ ಮಾಡುತ್ತಿರುವ ಅಲ್ಪಸಂಖ್ಯಾತ (ಮುಸ್ಲಿಂ, ಕ್ರಿಶ್ಚಿಯನ್, ಸಿಖ್, ಬುದ್ಧಿಸ್ಥ, ಪಾರ್ಸಿ ಮತ್ತು ಜೈನ್) ವಿದ್ಯಾರ್ಥಿಗಳು ದಿನಾಂಕ 30.09.2017ರ ಒಳಗಾಗಿ ವಿದ್ಯಾರ್ಥಿವೇತನಕ್ಕೆ ಅರ್ಜಿ ಸಲ್ಲಿಸಲು ಸೂಕ್ತ ಮಾರ್ಗದರ್ಶನವನ್ನು ನೀಡುವಂತೆ ತಮ್ಮನ್ನು ಕೋರಲಾಗಿದೆ.

ತಮ್ಮ ವಿಶ್ವಾಸಿ,

ಉಪಕುಲಸಚಿವರು  
(ಶೈಕ್ಷಣಿಕ ವಿಭಾಗ)

ಗೆ,

- 1) ಎಲ್ಲಾ ಸ್ನಾತಕೋತ್ತರ ವಿಭಾಗಗಳ ಸಂಯೋಜಕರು/ಮುಖ್ಯಸ್ಥರು, ತುಮಕೂರು ವಿಶ್ವವಿದ್ಯಾಲಯ, ತುಮಕೂರು
- 2) ವಿಶ್ವವಿದ್ಯಾಲಯದ ವ್ಯಾಪ್ತಿಯಲ್ಲಿರುವ ಘಟಕ ಹಾಗೂ ಸಂಯೋಜಿತ ಕಾಲೇಜುಗಳ ಪ್ರಾಂಶುಪಾಲರುಗಳಿಗೆ

ಪ್ರತಿಗಳು,

- 1) ಮಾನ್ಯ ಕುಲಪತಿಯವರ ಆಪ್ತ ಕಾರ್ಯಾಲಯ, ತುಮಕೂರು ವಿಶ್ವವಿದ್ಯಾಲಯ, ತುಮಕೂರು
- 2) ಕಛೇರಿ ಪ್ರತಿ

**Director**  
**Directorate Minorities**



GOVERNMENT OF KARNATAKA

20th Floor, V.V.Towers  
Dr. B.R. Ambedkar Veedhi,  
Bangalore-01  
Off: 080-22864212 / F: 080-22863618  
Website: www.gokdom.com  
e-mail: directorgokdom@gmail.com

No: DOM/GOI/SCH/CR-05/2017-18

Date: 01.09.2017

To

..The Registrar.....  
..Tumkur University.....  
..Tumkur.....

**Sub:** Post-Matric and Merit-Cum-Means Scholarship Scheme  
for students belonging to the notified Minority  
Communities of Karnataka state for the year 2017-18.

**Ref:** F. No - 9/21/2017-SS-GOI-MMA dated 31.05.2017.

\*\*\*\*\*

Under the subject and reference read above, and as per the directions  
accorded from Ministry of Minority Affairs Government of India, online  
applications are called for award of Post-Matric and Merit-Cum-Means  
Scholarship to the students belonging to notified Minority Communities viz  
Muslims, Christians, Sikhs, Buddhist, Parsis and Jains pursuing PUC Pre  
University/equivalent, ITI, Diploma, Polytechnic, professional and Technical  
courses at Undergraduate and postgraduate level from Institutions  
recognized by the appropriate authorities.

Accordingly advertisements/notifications were given in leading  
news papers calling for online applications (copies enclosed) and awareness  
is been created by using other suitable publicity media and also the detailed  
procedure as to **'How to apply for Scholarship'** is uploaded on the  
Directorate's official website <https://gokdom.kar.nic.in>.

From the year 2015-16 the online implementation of Post-Matric and  
Merit-Cum-Means scheme is done through the common National  
Scholarship web portal (NSP) developed by Ministry of minority Affairs  
Government of India under <https://scholarships.gov.in>.

As per the time line fixed by Government of India the last date for  
submission of online applications for both Fresh and renewal of Scholarship  
by eligible students is 30.09.2017.

RP1740  
11/9/17  
(26)



**According to the procedure designed under NSP verification & online forwarding of student's online registered applications by the institutions/colleges is mandatory.** All the Heads of the institutions/colleges are required to configure their institute details on NSP and add courses and fee structure to facilitate the students to apply for Scholarship (for such of those institutes who have not done this procedure last year) and also verify and forward the received online applications to the next level online for sanction and release of scholarship amount to their students.

In view of this it is hereby requested to issue directions to all your concerned Officers/Head of Colleges/Institutions under your purview to co-ordinate and co-operate in implementation of Government of India Scholarship Schemes in Karnataka. The principals/Institution Heads may be intimated to follow the step by step operational manual for

- a) Adding institutes (if not found under NSP format enclosed).
- b) To avail user ID & Password (in case of forget password format enclosed).
- c) Procedure for updating profile of institutes in case of new institute additions.
- d) Updation of course level, courses & course fee.
- e) Verification of applications and forwarding the same to the next level (operational user manual enclosed for reference).
- f) Notification/Procedure copy.

To create awareness and to train the concerned officers and Head of Institutions workshops may please be arranged at Divisional level or State level wherein Directorate of Minorities Department of Minority welfare will extend its full support in giving training and presentations.

It is hoped that your good self will take immediate suitable action in this regard and intimate this Directorate to be prepared for imparting training or to give suitable material in implementing this Scholarship Scheme, as it is a time bound programme.

Action taken in this regard may please be intimated to this office early.

For further reference please visit our official website <https://gokdom.kar.nic.in>.

Thanking You,

Yours Faithfully

  
**Director**  
**Directorate of Minorities**  
**Bangalore**



**PROCEDURE FOR CONFIGURATION OF INSTITUTES & VERIFICATION OF  
APPLICATIONS BY INSTITUTES UNDER NSP 2.0  
ROLE OF COLLEGES**

**Procedure to take USER ID & PASSWORD**

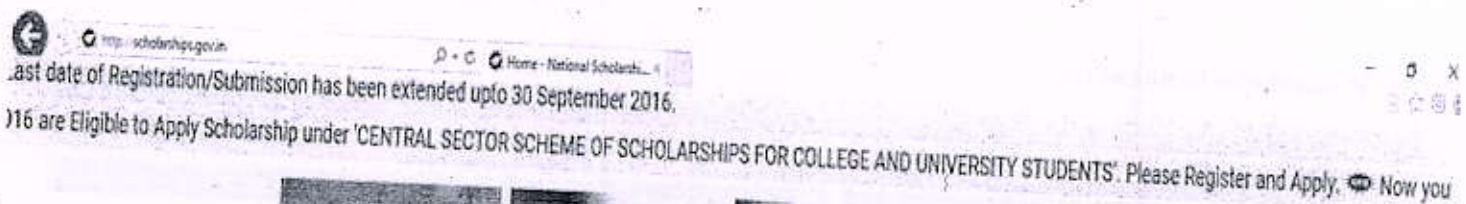
**INSTRUCTION TO INSTITUTES/COLLEGES**  
(if you do not have username & password follow the procedure)

- Go to District Minority office & register institute mobile number for creating institute user name and password.
- Institute user name and password will be sent on registered mobile number by district minority office.

**Configuration of Institutes**

- Keep in hand ready scan copy of your institute registration certificate for configuration of institute under NSP 2.0.

1. Visit website: <http://scholarships.gov.in/>



**Help Desk**

Candidates can contact the Help Desk for resolution of the technical problems

**0120-6619540**

**Official Login - Current Session**

- Institute Login (Click Here)
- District Login (Click Here)
- State Login (Click Here)
- Ministry Login (Click Here)

**Academic Year 2015-2016**

**On Board Schemes**

**M/o Minority Affairs**

Pre Matric Scholarships Scheme for Minorities	Opened	Guidelines
Post Matric Scholarships Scheme for Minorities	Opened	Guidelines
Merit Cum Means Scholarship For Professional and Technical Courses CS	Opened	Guidelines
Maulana Azad National Fellowship for Minority Students	Opening Soon	Guidelines

**WARB, Ministry of Home Affairs**


Prime Minister's Scholarship Scheme For Central Armed Police Forces And Assam Rifles	Opening Soon	Guidelines
--	--------------	------------


**D/o Empowerment of Persons with Disabilities**


Pre-matric Scholarship for Persons with Disabilities	Opened	Guidelines
Post-matric Scholarship for Persons with Disabilities	Opened	Guidelines
Scholarships for Top Class Education for students with disabilities	Opened	Guidelines
National Fellowship for Persons with Disabilities	Opening Soon	Guidelines


2. Login to the Institute Account by using your institute USER NAME & PASSWORD here.


**Login for Institute**  
User Id and Password are same as last year User Id and Password

 KA-C08100


 .....

 3195



 3195

Can't See? Click on Refresh Button.

 Login

3. Welcome to Dashboard

Home - National Scholar...


National Scholarship S...


map.gov.in/institute/InstituteDashboard

Google, Gmail, Outlook, MORAL, NIP, OAS, Pw, Ushin, Bihar, CPMS, RIMS, Govt Mail, 78, Twitter, Chat, WhatsApp, Youtube, AC, 753, 28M

Mon Oct 17 12:55:38 GMT 2016

Change Password | Skip to main content | Screen Reader Access | Gtmap | Home | [NIP](#) | [AC](#) | [NIP](#)

**National Scholarship Portal**  
Department of Electronics & Information Technology  
Ministry of Communications & IT, Govt. of India



Dashboard

Profile Page

Add & Update Details

Application Verification

Application Reverification


Application Renewal Verification

Application Extension Verification

Logout

Welcome HKBK COLLEGE OF ENGINEERING BANGALORE

Total No of Application Received	229
Total No of Application Verified	0
Total No of Application Rejected	0





#### 4. Click 'Profile Edit' on Dashboard

This page allows the Institute to update /edit his Profile

**Profile Edit**

**Institute Details**

Institute Name \*  DISE/ALISH Code \*

Institute Nature \*  Board/State \*

Board/University Name \*

Course Level Offered \*

**Institute Address \***

Institute State \*  Institution District \*

Institution Taluk/Block  Institute Pin code \*

Institute Fax No

Registered Certificate \*

**User/Institution Details**

Name \*  Mobile No \*

Phone  E-mail \*

**Bank Details**

Branch/IFSC  Bank Account No

**Note:** Those marked as "\*" are mandatory and are compulsory required to be filled.

- Institute Name and DISE Code are not editable.
- Institute should note that Institute Profile is editable only once before "Final submit"

Before final Submission, Institute is required to upload its 'Registered Certificates'.

On clicking 'Upload' Icon, Pop-up/Dialogue box appears to upload the document.

**Documents Upload**

Selected File

No file chosen

(Size below 200kb in JPEG/PDF Format Only)

5. Once required data filled, click 'FinalSubmit' to view the final submission.

The screenshot displays the 'National Scholarship Portal' interface. On the left, a sidebar contains buttons for 'Dashboard', 'Profile Edit', 'Add & Update Details', and 'Logout'. The main content area is titled 'Institute Details' and contains a form with the following fields:

- Institute Name \***: PPT BUN SHING PS VEDARSHING
- Institute Nature \***: Public Trust
- Board/University Name \***: KARNATAKA STATE BOARD OF EDUCATION (KSEB)
- Course Level Offered \***: Choose your option: **POSSIBLE COURSE** (highlighted), HIGHER INTERMEDIATE (12TH) STUDY, DIPLOMA/GRADUATE/POSTGRADUATE/INTEGRATED.
- Institute Address \***: (Empty text area)
- Institute State \***: KARNATAKA
- Institution District \***: BELLARY
- Institution Taluk/Block \***: Choose your option
- Institute Pincode \***: 585121
- Institute Tin No \***: (Empty text area)
- Registered Certificate \***: **Submitted** (button)
- Contact Person Details**:
  - Name \***: (Empty text area)
  - Mobile No. \***: (Empty text area)
  - Phone \***: (Empty text area)
  - E-mail \***: (Empty text area)
- Bank Details**:
  - Branch/IFSC \***: (Empty text area)
  - Bank Account No \***: (Empty text area)

At the bottom right of the form is a 'Final Submit' button.

This will complete the Process of Institute Profile Edit.

### Addition of Courses

6. After successfully Profile Edit Process, again go to Dashboard and click 'Add and Update details'

The screenshot shows the 'National Scholarship Portal' Dashboard. The top header includes the date 'Monday, 02 June, 2016 | 01:45 PM' and links for 'Skip to main content', 'Screen Reader Access', 'Sitemap', 'Home', and language options 'A', 'A+', 'A++', 'Hindi'. The sidebar on the left contains buttons for 'Dashboard', 'Application Verification', 'Application Rerivation', 'Application Renewal verification', 'Profile Edit', 'Add & Update Details' (highlighted with an arrow), and 'Logout'. The main content area has three buttons: 'Add & Update Course Level', 'Add & Update Course', and 'Add & Update Fee'. To the right of these buttons are two callout boxes:

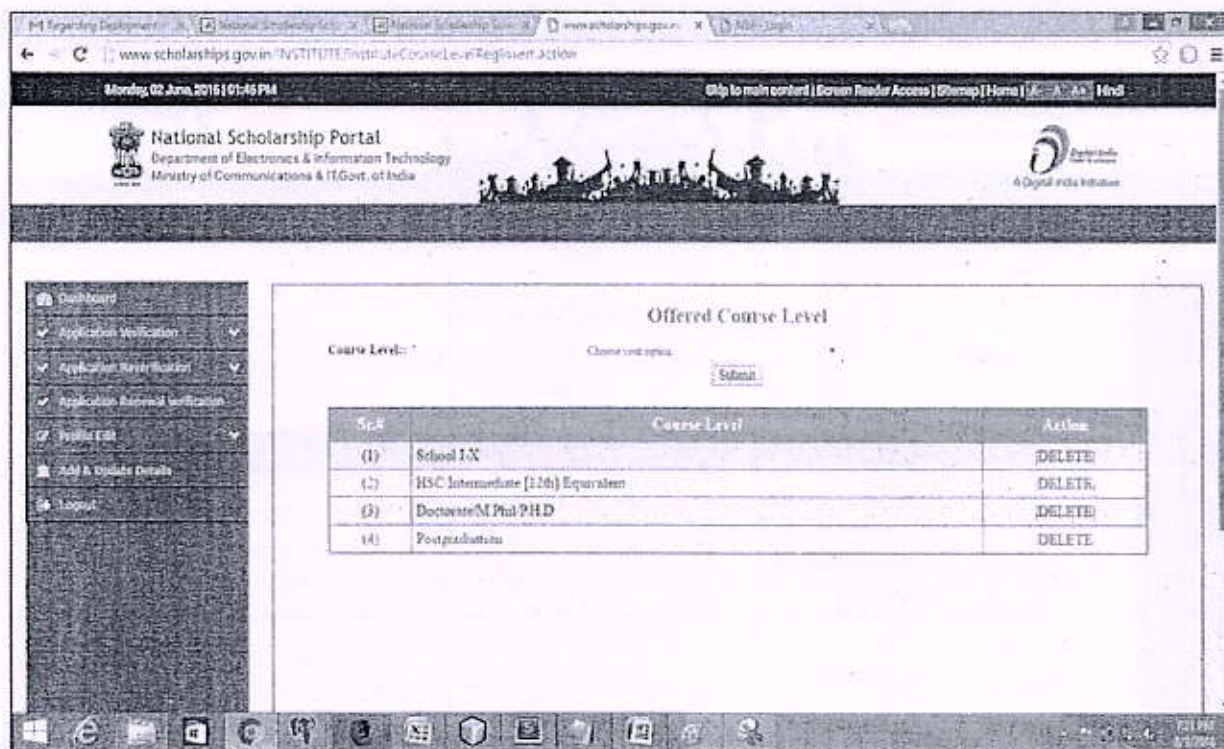
- Next to 'Add & Update Course Level': Ex:HSC(PUC),UG,PG, etc.,
- Next to 'Add & Update Course': ExBA,BE,BSc,BCA,etc.,



7. On clicking 'Add and UpdateDetails', user is allowed to update the following details;

- a) Add & Update Course level
- b) Add & Update Course
- c) Add & Update Fee

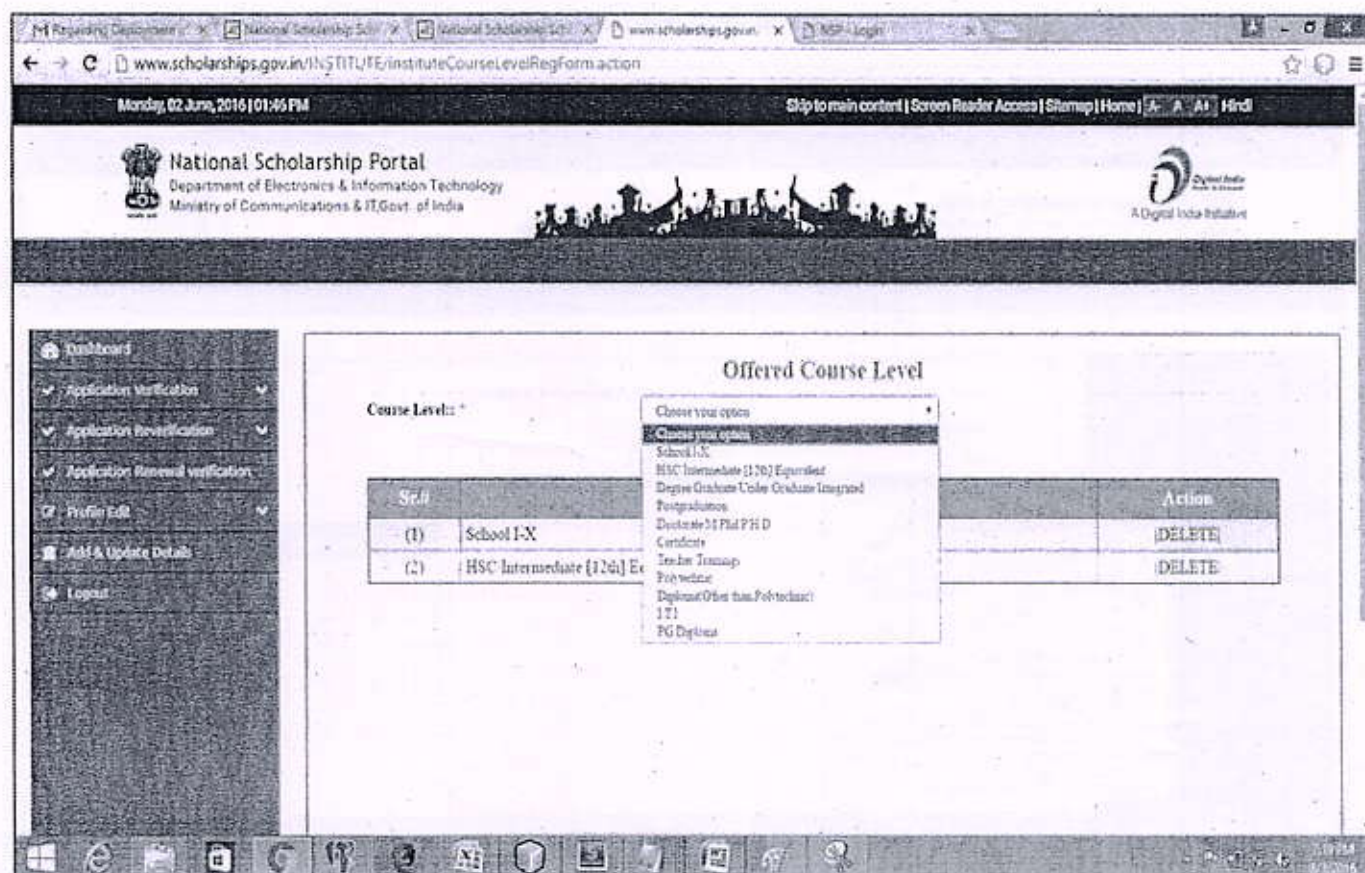
8. On clicking 'Add & Update Course level Option', page appears highlighting



### Offered Course Level

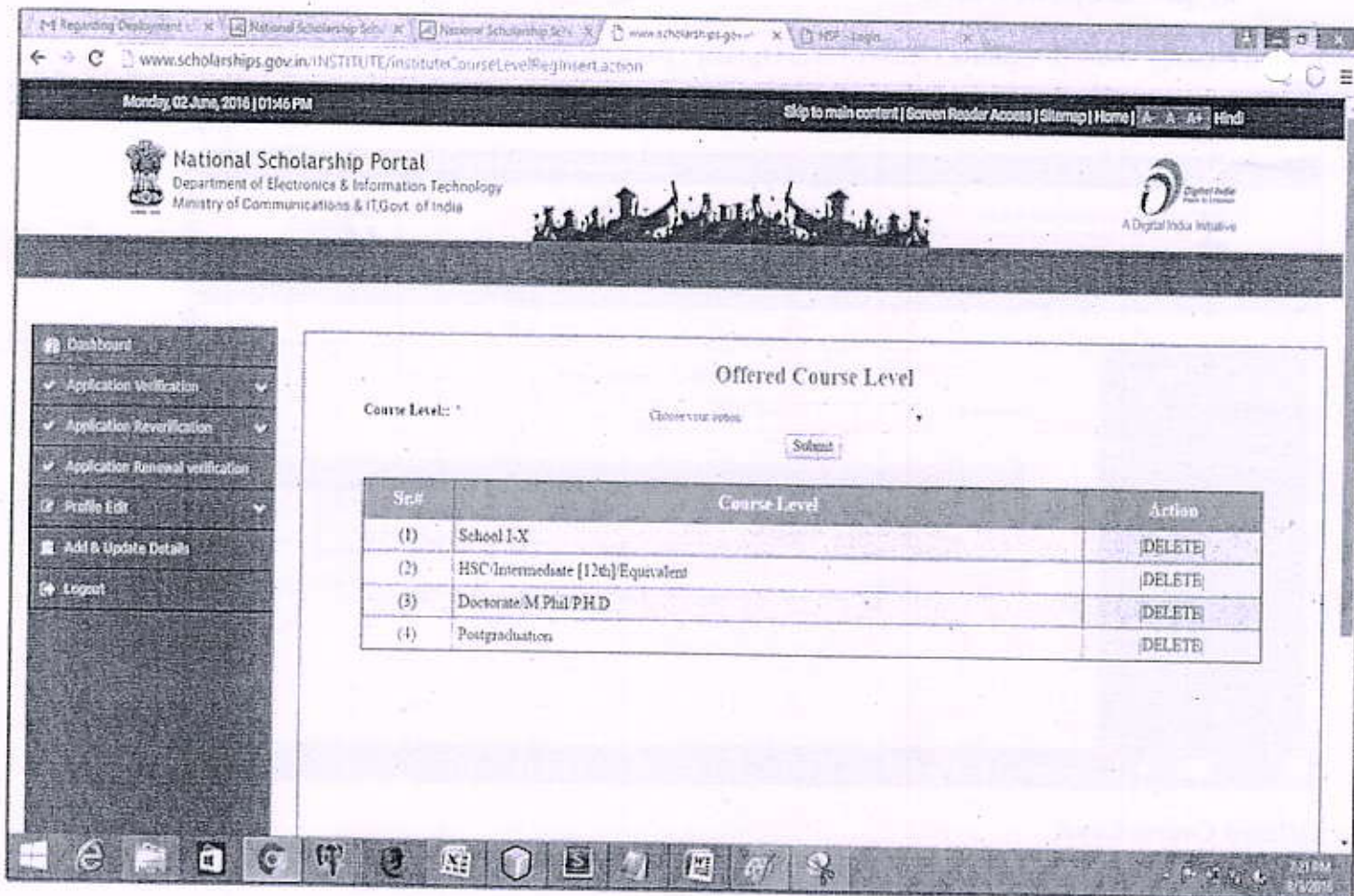
This allows the Institute to add and update new & additional Course Levels

9. On clicking Course Level option in dropdown, Menu bar appears highlighting Course Levels

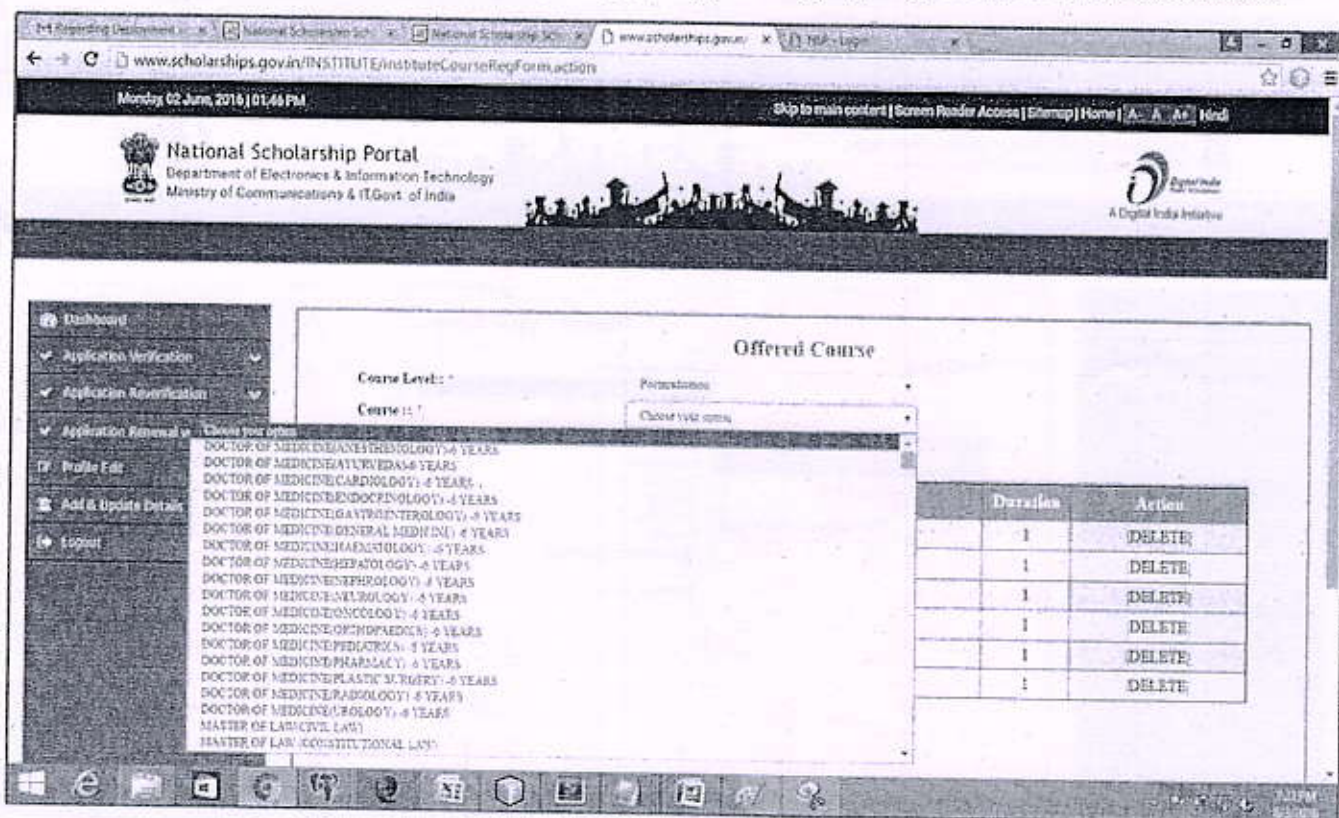




10. **Example:** On clicking Course level such as 'Postgraduate' from dropdown menu, next page appears highlighting the courses up to post-graduation.

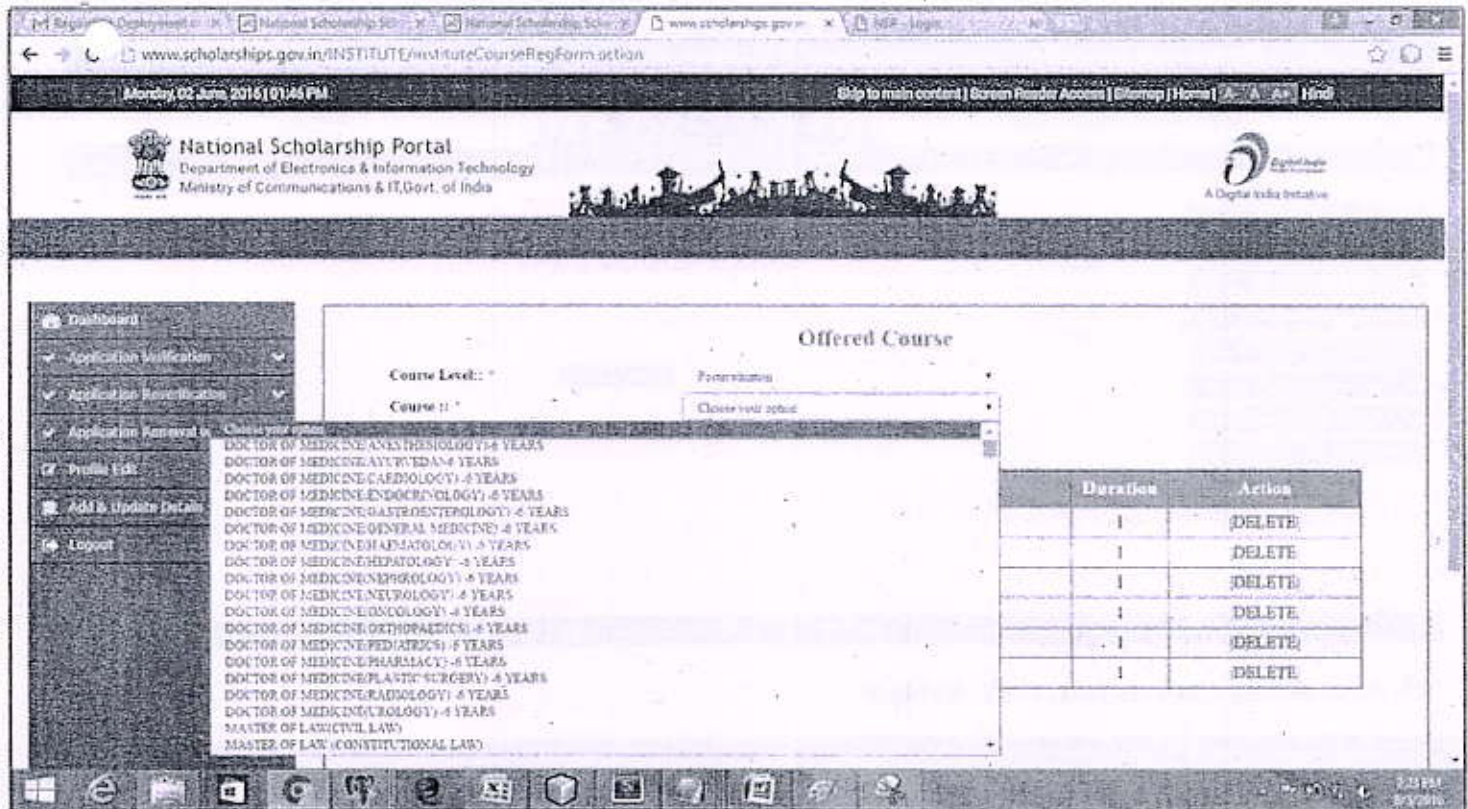


11. On Clicking “Add & Update Course” Option,page appears highlighting Course Leveland Courses.





12. Explain with Example: On selecting Postgraduate option from Course level, 'Add and Update Course' option facilitates user to choose suitable Courses & add the same.



**National Scholarship Portal**  
Department of Electronics & Information Technology  
Ministry of Communications & IT, Govt. of India

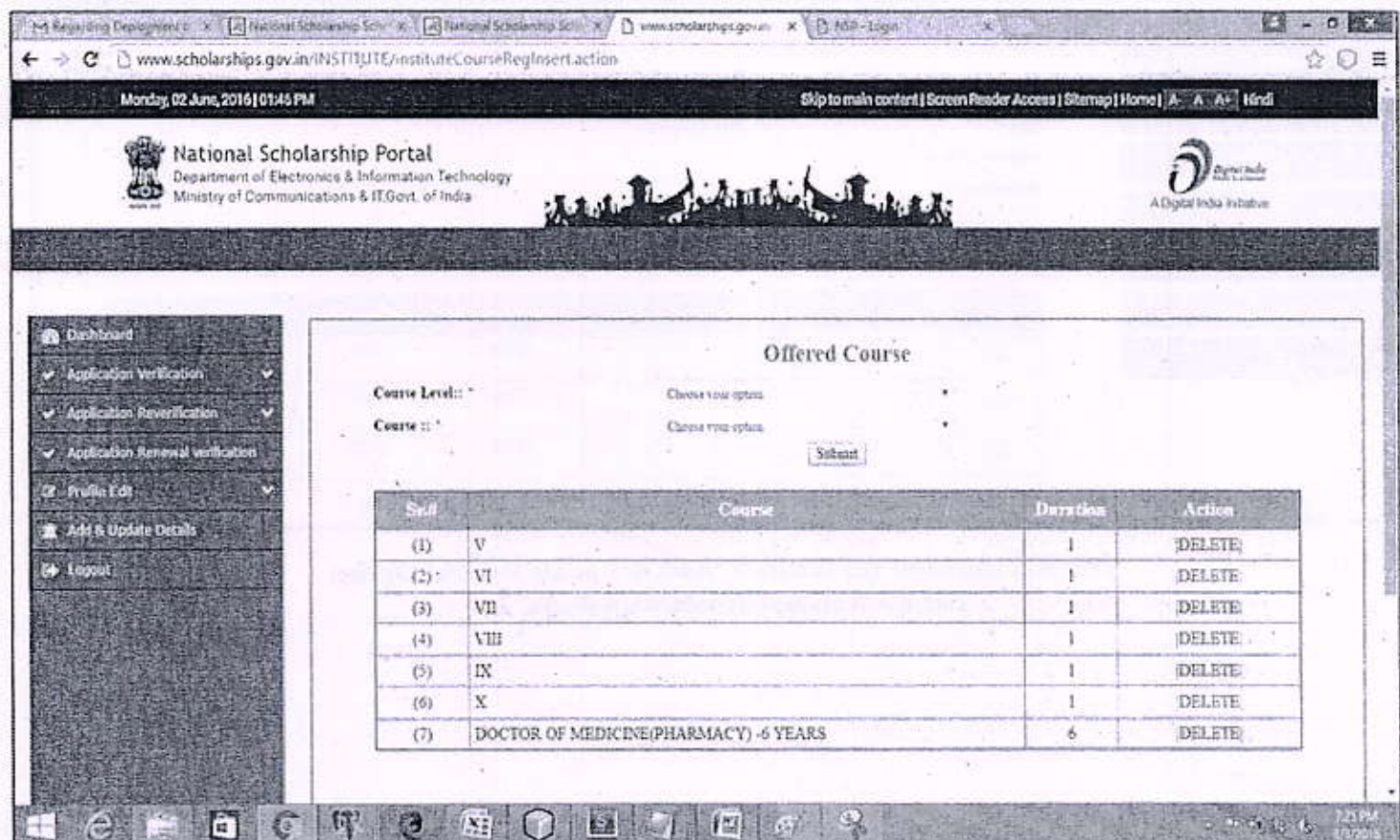
**Offered Course**

Course Level: **Postgraduate**

Course: **DOCTOR OF MEDICINE (ANATOMY) - 5 YEARS**

Duration	Action
1	DELETE
1	DELETE
1	DELETE
1	DELETE
1	DELETE
1	DELETE

13. Explain with Example: After selecting suitable courses from dropdown menu, a page appears with selected courses.



**National Scholarship Portal**  
Department of Electronics & Information Technology  
Ministry of Communications & IT, Govt. of India

**Offered Course**

Course Level: **Postgraduate**

Course: **DOCTOR OF MEDICINE (PHARMACY) - 6 YEARS**

**Submit**

Sr	Course	Duration	Action
(1)	V	1	DELETE
(2)	VI	1	DELETE
(3)	VII	1	DELETE
(4)	VIII	1	DELETE
(5)	IX	1	DELETE
(6)	X	1	DELETE
(7)	DOCTOR OF MEDICINE (PHARMACY) - 6 YEARS	6	DELETE



14. After successfully completion of updating courses, click 'Add & Update Fee' to add value, Go to "Add & Update details" page & click on Add & Update fee" and enter values/Fees.

The screenshot shows the 'Offered Course Fee' form on the National Scholarship Portal. The form includes a sidebar with navigation links: Dashboard, Add & Update Details, Application Verification, Application Renewal verification, Profile Edit, Add & Update Details, and Logout. The main form area has the following fields:

- Course:
- Admission Fee:
- Tuition Fee:
- Others Fee:

At the bottom of the form, there are 'Submit' and 'Cancel' buttons.

15. After adding Courses fees, click 'Submit'

The screenshot shows the 'Offered Course Fee' form after submission. The form now displays a table with the added course fees. The sidebar navigation links remain the same. The main form area includes the same input fields as before, but the 'Submit' button is now disabled. Below the input fields, there is a table with the following data:

Sr.#	Course	Admission Fee	Tuition Fee	Other Fee	Action
(1)	I	10000	5000	50	DELETE
(2)	VIII	5000	1000	100	DELETE
(3)	I	20000	15000	1500	DELETE

This will complete the Institute 'Add & Update Details' Option  
For the National Scholarship Portal 2.0



16. After Adding & Updating Details' Process, again go to Dashboard and click 'Application Verification'  
Verification of online applications submitted by their students & forwarding the same to the next level.

**Applicant Verification**

Academic Year: Choose your option Course: Choose your option Scheme: Choose your option Category: Choose your option

Search

(30)

Sr. #	Application Id	Name of Applicant/Father's Name	Mobile	Course Name	Name of Scheme	Select All	View Details
1	UP20161700078385	SAKILA YASMIN KURBAN ALI	9809975211	VI	PRE-MATRIC SCHOLARSHIPS FOR MINORITY	<input type="checkbox"/>	<a href="#">View Details</a>
2	WB20161700036602	AL IMRAN RONI / GOLAM RABBI	7328337681	X	PRE-MATRIC SCHOLARSHIPS FOR MINORITY	<input type="checkbox"/>	<a href="#">View Details</a>
3	WB20161700021972	IAMAN AHMED	9733669099	XI	POST-MATRIC SCHOLARSHIP SCHEME'S MINORITIES CS	<input type="checkbox"/>	<a href="#">View Details</a>
4	WB20161700022475	SOMA SARMIN SARIFUL ISLAM	8570417430	IX	PRE-MATRIC SCHOLARSHIPS FOR MINORITY	<input type="checkbox"/>	<a href="#">View Details</a>
5	WB20161700022296	SABNUR KHATUN SAMIDUR RAHAMAN	7872550577	IX	PRE-MATRIC SCHOLARSHIPS FOR MINORITY	<input type="checkbox"/>	<a href="#">View Details</a>
6	WB20161700022356	SANIL RANA / FAHADUDDIN AHAMMAD	9735731173	V	PRE-MATRIC SCHOLARSHIPS FOR MINORITY	<input type="checkbox"/>	<a href="#">View Details</a>
524	WB201617000187472	POUSAD BOHRI / JAHANGIR ALAM	7872284257	VII	SCHOLARSHIPS FOR MINORITY	<input type="checkbox"/>	<a href="#">View Details</a>
525	WB201617000187787	KASIMRA PARVIN ABUL KALAM	9733213436	VIII	PRE-MATRIC SCHOLARSHIPS FOR MINORITY	<input type="checkbox"/>	<a href="#">View Details</a>
526	WB201617000189309	LAKSHARINA PASHIN / MOKSSED ALI	7872161551	IX	PRE-MATRIC SCHOLARSHIPS FOR MINORITY	<input type="checkbox"/>	<a href="#">View Details</a>
527	WB201617000189418	belly sultana anwar hossain	9564463399	V	PRE-MATRIC SCHOLARSHIPS FOR MINORITY	<input type="checkbox"/>	<a href="#">View Details</a>
528	WB201617000191354	LIPYARA PARVEEN / ABUL KALAM AZAD	9733095044	VI	PRE-MATRIC SCHOLARSHIPS FOR MINORITY	<input type="checkbox"/>	<a href="#">View Details</a>
529	WB201617000194918	SARAFINA PARVIN ABBAS ALI	7407770021	X	PRE-MATRIC SCHOLARSHIPS FOR MINORITY	<input type="checkbox"/>	<a href="#">View Details</a>
530	WB201617000195146	ANUF HOSSAIN / MASTAFIUR RAHAMAN	8708720941	IX	PRE-MATRIC SCHOLARSHIPS FOR MINORITY	<input type="checkbox"/>	<a href="#">View Details</a>

Verify Reject Defect

Copyright 2018, National Scholarship Portal

**Note:** On clicking 'Application Verification' Icon Verification Screen will appear with the following data of applied Applicants;

- Total Number of Registration
- Applicant Registration ID
- Name of Applicants/Father Name and Contact number
- Applied Course Name
- Name of Scheme Applied
- Also facilitates user to filter the Applicants via Scheme wise/Academic year, Course/Category wise.

Click on view details of each student to verify, reject & defect as below

- Click on "Verify" button to approve & forward the application to next level
- Click on "Reject" button to reject application if he is not eligible.
- Click on "Defect" button to send back the application to student for correction by adding remarks.



17. Click on "View Details" button of individual student to verify the details, after verification click on verify button to approves & forward the application to next level.

The screenshot shows the NSS portal interface. The main content area displays the "Student Verification Form" for the applicant "SAKILA YASHMI". The form contains 12 fields for verification, each with a "No" and "Yes" checkbox. The "Category" field is marked as "Not Valid" and the "Disability" field is marked as "Not Valid". The "Tuition Fees" field is marked as "Not Valid". The "Verify" button is highlighted at the bottom.

Applicant Name	SAKILA YASHMI			
1 Gender	Female	<input type="checkbox"/> No	<input checked="" type="checkbox"/> Yes	
2 Religion	Muslim	<input type="checkbox"/> No	<input checked="" type="checkbox"/> Yes	
3 Category	GENERAL	<input checked="" type="checkbox"/> No	<input type="checkbox"/> Yes	Category is not ok
4 Profession	Others	<input type="checkbox"/> No	<input checked="" type="checkbox"/> Yes	
5 Annual Income	36000	<input checked="" type="checkbox"/> No	<input type="checkbox"/> Yes	Check Your Annual Income
6 Aadhar No	767481229640	<input type="checkbox"/> No	<input checked="" type="checkbox"/> Yes	
7 Disability	No	<input checked="" type="checkbox"/> No	<input type="checkbox"/> Yes	Not Valid
8 Day Scholar	Day Scholar	<input type="checkbox"/> No	<input checked="" type="checkbox"/> Yes	
9 IFSC Code	SBID0001875	<input type="checkbox"/> No	<input checked="" type="checkbox"/> Yes	
10 Account No	34969792956	<input type="checkbox"/> No	<input checked="" type="checkbox"/> Yes	
11 Admission Fees	100	<input type="checkbox"/> No	<input checked="" type="checkbox"/> Yes	
12 Tuition Fees	0	<input checked="" type="checkbox"/> No	<input type="checkbox"/> Yes	

- If you find any information pending from applicant then add remarks by clicking on checkbox against the pendency field as shown in the below figure to send back application to student for correction by clicking on "Defect" button.

The screenshot shows the "Student Verification Form" for the applicant "SAKILA YASHMI". The form contains 12 fields for verification, each with a "No" and "Yes" checkbox. The "Category" field is marked as "Not Valid" and the "Disability" field is marked as "Not Valid". The "Tuition Fees" field is marked as "Not Valid". The "Defect" button is highlighted at the bottom.

Applicant Name	SAKILA YASHMI			
1 Gender	Female	<input type="checkbox"/> No	<input checked="" type="checkbox"/> Yes	
2 Religion	Muslim	<input type="checkbox"/> No	<input checked="" type="checkbox"/> Yes	
3 Category	GENERAL	<input checked="" type="checkbox"/> No	<input type="checkbox"/> Yes	Category is not ok
4 Profession	Others	<input type="checkbox"/> No	<input checked="" type="checkbox"/> Yes	
5 Annual Income	36000	<input checked="" type="checkbox"/> No	<input type="checkbox"/> Yes	Check Your Annual Income
6 Aadhar No	767481229640	<input type="checkbox"/> No	<input checked="" type="checkbox"/> Yes	
7 Disability	No	<input checked="" type="checkbox"/> No	<input type="checkbox"/> Yes	Not Valid
8 Day Scholar	Day Scholar	<input type="checkbox"/> No	<input checked="" type="checkbox"/> Yes	
9 IFSC Code	SBID0001875	<input type="checkbox"/> No	<input checked="" type="checkbox"/> Yes	
10 Account No	34969792956	<input type="checkbox"/> No	<input checked="" type="checkbox"/> Yes	
11 Admission Fees	100	<input type="checkbox"/> No	<input checked="" type="checkbox"/> Yes	
12 Tuition Fees	0	<input checked="" type="checkbox"/> No	<input type="checkbox"/> Yes	



- Once correction done by Applicant, Application form will re-appear for Re-verification.
- User re-verifies the corrected application & forward the same to next level.
- For not eligible students click on "Reject button" to reject his application.

Student Verification Form

Applicant Name		SAKILA YASSEN			
1	Gender	Female	<input type="radio"/> No	<input checked="" type="radio"/> Yes	
2	Religion	Muslim	<input type="radio"/> No	<input checked="" type="radio"/> Yes	
3	Category	GENERAL	<input type="radio"/> No	<input checked="" type="radio"/> Yes	Category is not ok
4	Profession	Others	<input type="radio"/> No	<input checked="" type="radio"/> Yes	
5	Annual Income	36000	<input type="radio"/> No	<input checked="" type="radio"/> Yes	Check Your Annual Income
6	Aadhar No	767481229640	<input type="radio"/> No	<input checked="" type="radio"/> Yes	
7	Disability	No	<input type="radio"/> No	<input checked="" type="radio"/> Yes	Not Valid
8	Day Scholar	Day Scholar	<input type="radio"/> No	<input checked="" type="radio"/> Yes	
9	IFSC Code	SBD0001573	<input type="radio"/> No	<input checked="" type="radio"/> Yes	
10	Account No.	34969792956	<input type="radio"/> No	<input checked="" type="radio"/> Yes	
11	Admission Fee	190	<input type="radio"/> No	<input checked="" type="radio"/> Yes	
12	Tuition Fee	0	<input type="radio"/> No	<input checked="" type="radio"/> Yes	

This will complete the Verification process of Applications by Institute for National Scholarship Portal 2.0

18. For 'Re-verification' of defect applications click on 'Re-verification' icon from Dashboard, the page appears with data displaying form for re-verification.

Monday, 02 Jun, 07:10:43 PM

National Scholarship Portal  
Department of Electronics & Information Technology  
Ministry of Communications & IT Govt. of India

Application Reverification

Course: Choose your option Scheme: Choose your option Category: Choose your option

Search

(2)

Sr. #	Application Id	Name of the Name	Mobile	Course Name	Name of Scheme	Select All	View
1	TN201617000000436	KALAIYANAN KARUNAKARAN	9787700891	XI	PRE MATRIC SCHOLARSHIPS FOR MINORITY	<input type="checkbox"/>	View Details
2	TN201617000000482	KALAIYARASAN KARUNAKARAN	0943530369	XI	PRE MATRIC SCHOLARSHIPS FOR MINORITY	<input type="checkbox"/>	View Details



➤ For "Defect" applications

- After successfully adding value and comments, the form goes back to the Applicant for correction and will not be shown in Verification Page for institution.
- Students can only edit the following fields as shown in the below fig.

Registration Details			
State of Domicile *		Scholarship Category *	
KARNATAKA		Pre Matric	
Name of Student *	Date of Birth *	Gender *	Religion *
NOOR JAHAN	02/02/2000	Female	Muslim
Community/Category *	Fathers Name *	Mothers Name *	Annual Family Income *
GENERAL	BADE KASIM SAB	SAANEERABEE	15000
Aadhar Number *	Mobile Number *	Email Id	Day Scholar/Hosteler *
990843004938	9686419067	gokdom@gmail.com	Day Scholar

Academic Details			
Select your Institute		Present Class/Course *	Class Start Date *
GOVT URDU HIGH SCHOOL		X	01/06/2016
Mode of Study *	Previous Class/Course *	Previous Passing Year *	Previous Class(%) *
Regular/Full Time	IX	2015	54.0
Competitive Exam Qualified	Competitive Exam Year	Competitive Exam Score	
Choose your Option			
Admission Fee *	Tuition Fee *	Misc. Fee *	
5000	6000	1500	

Basic Details			
Is Orphan *	Is Disabled *	Type of Disability *	% of Disability *
No	No	Choose your option	0
Marital Status *	Parents Profession *	IFSC Code *	Bank Account Number *
Un Married	Others	SYNB0000667	06072210040124

**Save & Continue**

Contact Details		
State *	District *	Block/Taluk *
KARNATAKA	RAMANAGARA	Ramanagara
House No./Street No.etc *		Pincode *
4317, ward no 22, Bredh Colony, Sivastha Nagar, Ramanagar		502359

Scheme Details	
SNO	Select the Scheme to Apply
1	POST MATRIC SCHOLARSHIP SCHEMES MINORITIES CB

Upload Documents		
SNO.	Documents Type	Action
1	Domicile Certificate	Not Uploaded <a href="#">Upload</a>
2	Student PhotoGraph	Not Uploaded <a href="#">Upload</a>
3	Institute Verification Form	Not Uploaded <a href="#">Upload</a>
4	Self Declaration of income Certificate by the Student	Not Uploaded <a href="#">Upload</a>
5	Self Declaration of minority community certificate by the Students	Not Uploaded <a href="#">Upload</a>
6	Self Attested Certificate of pervious academic marksheet	Not Uploaded <a href="#">Upload</a>
7	Fee Receipt of current course year	Not Uploaded <a href="#">Upload</a>
8	Proof of bank account in the name of student	Not Uploaded <a href="#">Upload</a>
9	Scanned Copy of Aadhar Card	Not Uploaded <a href="#">Upload</a>

**Save & Continue**



19. On clicking view details icons of particular Applicant details, user can view his corrected form & follow the same procedure for verification as mention in the above steps.

India, 02 June, 2018 10:40 PM

National Scholarship Portal  
Department of Electronics & Information Technology  
Ministry of Communications & IT, Govt. of India

View of the corrected form

Applicant Name	KALAYANAN			
1 Gender	Male	<input type="radio"/> No	<input checked="" type="radio"/> Yes	
2 Religion	Hindu	<input type="radio"/> No	<input checked="" type="radio"/> Yes	
3 Category	OBC	<input type="radio"/> No	<input checked="" type="radio"/> Yes	
4 Profession	Others	<input type="radio"/> No	<input checked="" type="radio"/> Yes	
5 Annual Income	10000	<input type="radio"/> No	<input checked="" type="radio"/> Yes	
6 Aadhar No	447550009004	<input type="radio"/> No	<input checked="" type="radio"/> Yes	
7 Domicile	No	<input type="radio"/> No	<input checked="" type="radio"/> Yes	
8 Day Scholar	Day Scholar	<input type="radio"/> No	<input checked="" type="radio"/> Yes	
9 Mode Of Study	I	<input type="radio"/> No	<input checked="" type="radio"/> Yes	
10 Aadhar No	447550009004	<input type="radio"/> No	<input checked="" type="radio"/> Yes	
11 Domicile	No	<input type="radio"/> No	<input checked="" type="radio"/> Yes	
12 Day Scholar	Day Scholar	<input type="radio"/> No	<input checked="" type="radio"/> Yes	
13 Mode Of Study	I	<input type="radio"/> No	<input checked="" type="radio"/> Yes	
14 IFSC Code	BKID0000000000	<input type="radio"/> No	<input checked="" type="radio"/> Yes	
15 Account No	807010110005445	<input type="radio"/> No	<input checked="" type="radio"/> Yes	
16 Admission Fee	10000	<input type="radio"/> No	<input checked="" type="radio"/> Yes	
17 Tuition Fee	1000	<input type="radio"/> No	<input checked="" type="radio"/> Yes	

Update Reject Delete

Close

20. For verification of renewal students click on "Applicant Renewal Verification" the page appears highlighting application for renewals applied by previous session Applicants.

Monday, 02 June, 2018 10:40 PM

National Scholarship Portal  
Department of Electronics & Information Technology  
Ministry of Communications & IT, Govt. of India

Applicant Renewal Verification

Course Scheme Category

Choose your option Choose your option Choose your option

Search

(2)

Sl. #	Application Id	Name/Father's Name	Mobile	Course Name	Name of Scheme	Select All	View
1	TN201617000006436	KALAYANAN KARUNAKARAN	9787799001	XI	PRE-MATRIC SCHOLARSHIPS FOR MINORITY	<input type="checkbox"/>	View Details
2	TN201617000006482	KALAYANAN KARUNAKARAN	9943330149	XI	PRE-MATRIC SCHOLARSHIPS FOR MINORITY	<input type="checkbox"/>	View Details

Verify Reject Delete



21. On clicking "view details" icon of particular Applicant details, user can view his form & follow the same procedure as in application verification.

Monday, 02 Jun, 2019 10:43 PM

Go to main content | Forgot Password | Signup | Home | A | A+ | A- | Help

National Scholar  
Department of Education  
Ministry of Communications

Student Renewal verification Form

Dashboard

Application Verification

Application Renewal

Profile Edit

Add & Update Details

Logout

Applicant Name		KALAIYANAN			
1	Aadhar No	447550069804	<input type="checkbox"/> No	<input checked="" type="checkbox"/> Yes	
2	Annual Income	50000	<input type="checkbox"/> No	<input checked="" type="checkbox"/> Yes	
3	Previous Class Percentage	94	<input type="checkbox"/> No	<input checked="" type="checkbox"/> Yes	
4	Admission Fees	10000	<input type="checkbox"/> No	<input checked="" type="checkbox"/> Yes	
5	Tuition Fees	1000	<input type="checkbox"/> No	<input checked="" type="checkbox"/> Yes	

Verify Reject Detect

Close

View All View View Details View Details



**Format to Reset College/Institute Login Credentials**  
**(in case of forget User ID & Password) under Post Matric & Merit Cum Means**  
**National Scholarship Portal 2017-18**

To,  
The Director,  
Directorate of Minorities  
20<sup>th</sup> floor Dr B.R Ambedkar Veedhi  
V.V Tower Bangalore-560001.

**Sub: Reset of College/Institute Login Credentials Regarding.**

I, The Principal of \_\_\_\_\_ hereby request to reset user name & password of our college/institute as we are unable to login by using last year's login credentials.

I therefore submit the following details in the Proforma for taking suitable action and to reset of college/institute Login Credentials.

<b>INSTITUTE DETAILS</b>	
Institute Name*	
DISE/AISHE Code*	
Institute Address*	
Institute State*	KARNATAKA
Institution District*	
Institution Taluk/Block*	
<b>CONTACT PERSON DETAILS OF PRINCIPAL TO SEND LOGIN CREDENTIALS</b>	
Name*	
Mobile No*	
E-mail*	

**Date:**

**Place:**

**Principal**  
**Seal and Signature**

**Note: - Send Scanned copy of the above format through e-Mail to The Directorate of Minorities – [gokdomnsp@gmail.com](mailto:gokdomnsp@gmail.com)**







**Format for Registration (Adding) of Colleges/Institutes under Post Matric & Merit Cum Means - National Scholarship Portal 2017-18**

To,  
The Director,  
Directorate of Minorities  
20<sup>th</sup> floor Dr B.R Ambedkar Veedhi  
V.V Tower Bangalore-560001.

**Sub:** Registration of Colleges/Institutes Regarding.

I, The Principal of \_\_\_\_\_ hereby submit that our College/Institute is not registred in National Scholarship Portal for the students to apply for scholarship.

I therefore submit the following details in the Performa for taking suitable action and to register the name of our College/Institute.

INSTITUTE DETAILS	
Institute Name*	
DISE/AISHE Code*	
Institute Nature*	<input type="checkbox"/> GOVERNMENT INSTITUTES <input type="checkbox"/> PUBLIC TRUST <input type="checkbox"/> PRIVATE <input type="checkbox"/> AIDED <input type="checkbox"/> PRIVATE TRUST
Board State*	
Board/University Name*	
Course Level Offered*	<input type="checkbox"/> HSC/INTERMEDIATE [12TH] PUC/EQUIVALENT <input type="checkbox"/> DEGREE/GRADUATE/UNDER GRADUATE/INTERGRATED <input type="checkbox"/> POSTGRADUATION <input type="checkbox"/> DOCTORATE/M.PHIL/P. HD <input type="checkbox"/> CERTIFICATE <input type="checkbox"/> TEACHER TRAININGS <input type="checkbox"/> POLYTECHNIC <input type="checkbox"/> DIPLOMA (OTHER THAN POLYTECHNIC) <input type="checkbox"/> I.T.I <input type="checkbox"/> PG DIPLOMA

Institute Address*	
Institute State*	KARNATAKA
Institution District*	
Institution Taluk/Block*	
Institute Pincode*	
Institute Tin No	
Institute Tan No	
<b>CONTACT PERSON DETAILS</b>	
Name*	
Mobile No*	
Phone	
E-mail*	
<b>BANK DETAILS</b>	
Bank Name	
Branch Name	
Bank Account Number	
IFSC Code	
Registration Certificate*	<b>ENCLOSE WITH THIS FORMAT</b>

**Date:**

**Place:**

**Principal  
Seal and Signature**

**Note: - Send Scanned copy of the above format through e-Mail to The Directorate of Minorities – [gokdomnsp@gmail.com](mailto:gokdomnsp@gmail.com)**



Post Matric Scholarship

Merit Cum Means Scholarship

**DIRECTORATE OF MINORITIES  
DEPARTMENT OF MINORITY WELFARE**

20<sup>th</sup> FLOOR, V.V.TOWERS, Dr.B.R.AmbedkarVeedhi  
Bangalore 560001.

Website: [www.gokdom.kar.nic.in](http://www.gokdom.kar.nic.in)

**NOTIFICATION**

Ministry of Minority Affairs Government of India &  
Directorate of Minorities Welfare

Government of Karnataka Scholarship Scheme  
Post-Matric and Merit Cum Means Scholarship

Fresh & Renewal 2017-18

Applications are invited from Students of Karnataka State.

**Muslims   Christians   Sikhs   Buddhists   Parsis   Jains**

**Scholarship Categories**

Post Matric Scholarship

Merit Cum Means Scholarship

including top class courses

List of Courses Displayed on Website

**Eligibility Conditions**

1. The students should have scored **50% marks** and above in their previous Semester ( for semesterwise courses)  
Previous year (for year wise courses)
2. Annual income of the students' Parents/ Guardians from all sources should not exceed
  - ✓ Rs.2 Lakh for Post Matric Scholarship.
  - ✓ Rs.2.5 Lakh for Merit Cum Means Scholarship (MCM).
3. Students pursuing correspondence education and certificate courses or trainings are **not eligible**.
4. Students of Karnataka domicile studying in other states are also eligible to apply in Karnataka.
5. Students of other states studying in Karnataka are **not eligible** to apply from Karnataka.

**Procedure**

**Read the following instructions carefully before filling on-line Application**

1. Open Bank Account (Preferably in Nationalized Banks).
2. Go to Bank, Link your Aadhar Number with your bank account number.
3. Students have to apply only online. No other mode of Application is accepted.

*Note: -Formats for Documents Under Serial number 3 are available on our website.*

*Note: - Post Matric Students need not upload their documents*

*Note: -Supported file types for uploading documents: -PDF, JEP, JPEG.*

*Maximum file size is 100KB (Only for Merit Cum Means Students)*

*Note: -For better visibility use Chrome, Firefox, Internet Explorer*



## **FRESH - PROCEDURE**

- Step 1:-** Go to Website <http://www.scholarships.gov.in>
- Step 2:-** Click on "New User? Register" button.
- Step 3:-** Go through/Read carefully the guidelines for Registration on National Scholarship Portal
- Step 4:-** After reading guidelines click on "Continue" button
- Step 5:-** A new page requesting to enter the personal data will be displayed. Fill student registration form.
- Step 6:-** Check Aadhar consent in check box
- Step 7:-** After entering all required details Click on the "Register" button.
- Step 8:-** Student registration ID will be displayed. (Note down the Student Registration ID number for further reference and enquiries.
- Step 9:-** Click on "Continue" button, it will take you to the Login Page.
- Step 10:-** Student have to Re-Login using Student Registration ID Number and Date of Birth in format (DD/MM/YYYY).
- Step 11:-** After Login Student will get OTP of 5 digits on Registered Mobile Number.
- Step 12:-** Confirm OTP will take you to Student's Home Page
- Step 13:-** Click "Application Form" button and enter below details
- Registration Details
  - Academic Details
  - Basic Details
- Step 14:-** After entering above details click on "Save & Continue" to Switch on to next Page
- Step 15:-** Applicant is directed to see the next page for "Contact Details & Scheme Details".
- Enter your contact details.
  - Based on eligibility criteria of the student, schemes will be displayed.
  - Select "POST MATRIC SCHOLARSHIP SCHEMES MINORITIES CS" for post matric courses.
  - Select "MERIT CUM MEANS SCHOLARSHIP SCHEMES MINORITIES CS" for Merit Cum Means courses (Including Listed Institutes).
  - After selecting the scheme, in the same page -an Upload Document section will be displayed - upload your documents therein (MCM Students only).
  - Re-check all your entries, uploaded documents, before finally submitting the application, as there will be no provision to amend or alter it thereafter.
- Click on **Final Submit**. Take a print on Clicking print **Button** for reference and as an Acknowledgement.

## **RENEWAL - PROCEDURE**

- Step 1:-** Go to Website <http://www.scholarships.gov.in>
- Step 2:-** Click on "Apply for Renewal" button.
- Step 3:-** Student have to Login using Last year Student Registration ID Number and Date of Birth in format (DD/MM/YYYY).
- Step 4:-** After login will take you to Student's Home Page
- Step 5:-** Click "Pre-Filled Information" button and Check your last year details.
- Step 6:-** Click "Apply for Renewal" & enter below Renewal details



Last date to Apply Online		
Scheme	Fresh	Renewal
Post Matric Scholarship	30.09.2017	30.09.2017
Merit Cum Means Scholarship	30.09.2017	30.09.2017

For further detail instructions and procedure please visit Minority Directorate's official website <https://gokdom.kar.nic.in>

**AKRAM PASHA, K.A.S**  
Director, Directorate of Minorities,  
Bangalore

Fill The Following Details For Renewal

Annual Family Income *	Email Id	Day Scholar/Hosteler *	Class Start Date *
Previous Class(%) *	Admission Fee *	Tuition Fee *	Misc. Fee *

➤ **Step8:-** Click on **Final Submit**. Take a print on Clicking print **Button** for reference and as an Acknowledgement.

**INSTRUCTIONS TO STUDENTS FRESH & RENEWAL**

- Enclose the following documents to your filled-in application copy
1. Marks Cards: -
    - a) Previous year/Sem Mark Card.
    - b) Previous Course Marks Card.
  2. Fee Receipts.
  3. Declarations: -
    - a) Institute Verification Form.
    - b) Income Certificate; Income certificate from the employer for employed parents/guardian or Certificate to be issued by the Competent Authority declared by the State Government/ UT Administration.
    - c) Self-Declaration of Minority Community Certificate by the Students
  4. Proof of bank account in the name of student (1<sup>st</sup> page Xerox copy of bank passbook).
  5. Aadhar Card Xerox copy.
  6. Passport size 2 Photos.
- Submit the same to the concerned authorities as per below directions
- Post Matric:- Student → Principal → District Minority Officer
- MCM:- Student → Principal → District Minority Officer
- The students are advised to prepare two sets of their application along with the required documents, submit one full set to the Principal of your Institution and another Set to the District Officer For Minorities of your District.

**Note:** Students furnishing fake/Manipulated documents or false information will be viewed seriously and action will be initiated if found guilty as per law.

**NOTE TO THE HEADS OF THE INSTITUTIONS/ PRINCIPALS**

- To add New Institutions under NSP and take User ID and Password contact concerned District Minority Officers OR Directorate of Minorities Bangalore.
- All the Heads of the Institutions are requested to verify the applications Registered by their students and forward the same through their Institute logins to the next level within the specific timeline.
- Please go through the User manual uploaded on website for further reference.

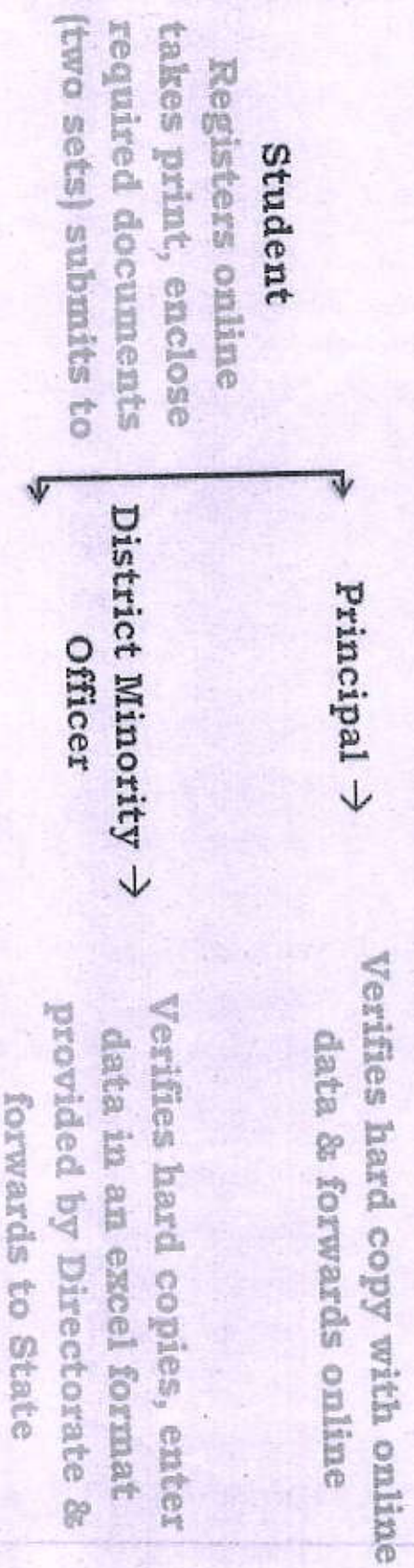


## Online Workflow - Post-Matric & Merit-Cum-Means Scholarship 2017-18

### Online Workflow



### Hardcopy Submission Procedure



<p>Online Application - Job Matrix is used for the selection of candidates for the posts of the following nature</p> <p>Online Application - Job Matrix is used for the selection of candidates for the posts of the following nature</p> <p>Online Application - Job Matrix is used for the selection of candidates for the posts of the following nature</p>	<p>Online Application - Job Matrix is used for the selection of candidates for the posts of the following nature</p> <p>Online Application - Job Matrix is used for the selection of candidates for the posts of the following nature</p> <p>Online Application - Job Matrix is used for the selection of candidates for the posts of the following nature</p>
--	--